
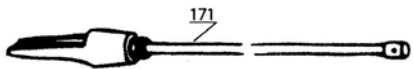
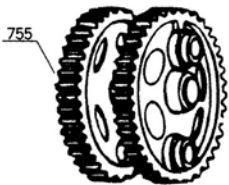


Model 802 (Introduced in 1981)
Parts are interchangeable
with Model 702 parts.


*** For Repair of 703**
Hub, Order 703

NOTE: Large Gears (705) and Pinion Gears (704) should be purchased and installed in matched pairs only.

- A-62 TAPPED 7/16 N.C.
- F-62 5/8 N.C.
- D-62 5/8 N.C.
- E-62 3/4 N.C.
- F-62 7/8 N.C.



51/



82(PR)

675-3 Post
674-4 Post

243 1/2

639